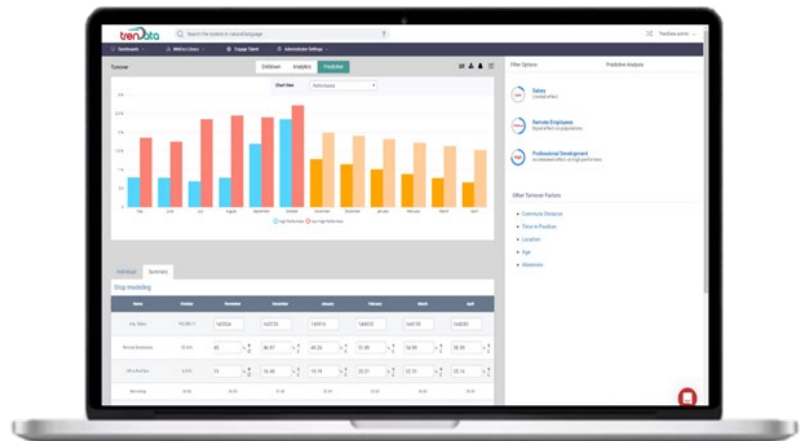


AI-Driven People Analytics

The Vision

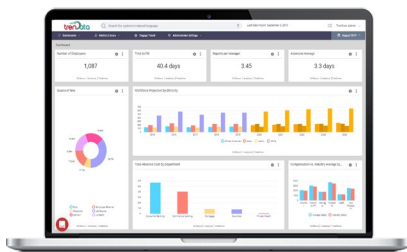
Human resource departments have long been frustrated by the inability to derive business insights from their large deposits of data spread across multiple systems. TrenData provides a simple and elegant solution that allows the collection of data, production of relevant metrics, and the trending to analytics that will dictate action.

Developed on award winning cloud technology, TrenData's AI-driven people analytics solution is built on three pillars of ease. Data that is easy to import, a system that is easy to use, and analytics that are easy to understand.



Aggregate Data

The TrenData analytics platform is designed to easily incorporate data from multiple HR, finance, ERP, and external BIG DATA systems to make it easy to correlate those data points with the information across your ecosystem. This capability empowers an organization to firmly establish the links of critical events and evolving corporate metrics, such as productivity and turnover, and ultimately close the loop on how people strategies impact business results.



User Friendly

TrenData's intuitive interface is designed for no stress use. Metrics are instantly visible on multiple dashboards, while navigation to analytics, drilldowns, and modeling are never more than two clicks away. **There is no complex report building or extensive training required.**

NLP (Natural Language Processing)

As applications have become more robust, the complexity in navigating to desired data points and creating the optimum views of that information has also increased. With a search as intuitive to use as Google, TrenData's built in NLP and artificial intelligence offers new levels of ease and functionality.

Actionable Insights

Whereas reporting provides perspective, analytics can dictate action. TrenData's comprehensive analytics provide historical trending and predictive modeling so an organization can see how it got to where it is, and what needs to be done for a more productive tomorrow.

AI-Driven People Analytics

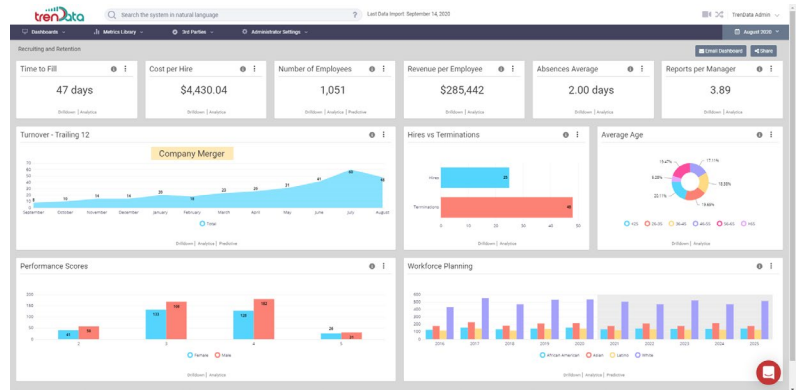
Key Solution Features

Multiple Dashboards – Configurable views of all key people metrics. Dashboards can be centralized or segmented into user defined groupings.

Historical Trend Analysis – Trend all key metrics over user defined time periods.

Key Events Overlay – Correlate key events over trend analysis to better understand what happened and the effects.

Predictive Modeling – Used trended data to plot scenarios that can help decide what actions are best for the business and the workforce.



Continuous Improvement

For organizations dedicated to the practice of continuous improvement (such as Six Sigma or other similar programs), TrenData provides a powerful tool to ensure your operations continue to run at peak efficiency. As a result, managers will be able to identify and address small issues before they have an opportunity to grow into large problems.



2100 N. Greenville Rd.
Richardson, TX 75082
1-800-684-9383
TrenData.com